


Ural Federal University

Scientific Publication Activity Report, 2013-2018

Ural Federal University

412th (QS \nearrow) · 1001+ (THE \nearrow) |  Russian Federation | [More details on this Institution](#)

Overall research performance

Scholarly Output 

9,839 

 [View list of publications](#)

Authors

4,598 

Citation Count 

24,527

Citations per Publication 

2.5

Since 2013 to 2017, the number of publications is increasing:

 Publication years

☒ All publication years

<input type="checkbox"/> 2017	2,322
<input type="checkbox"/> 2016	1,958
<input type="checkbox"/> 2015	1,535
<input type="checkbox"/> 2014	1,277
<input type="checkbox"/> 2013	1,012

Joint publications:

Institutions collaborating with Ural Federal University

 Worldwide

☒ All sectors





 All author numbers

 1,214 collaborating institutions  5,139 co-authored publications

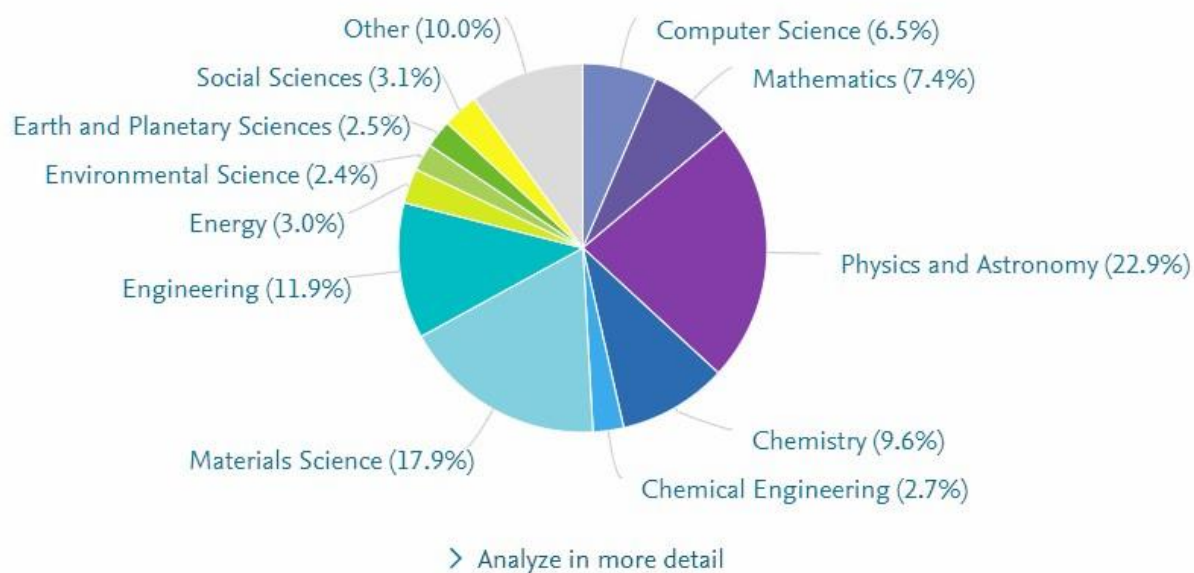
Collaboration

Publications at Ural Federal University, by amount of international, national and institutional collaboration



Metric		Publications	Citations
 International collaboration	24.0%	1,944	11,500
 Only national collaboration	28.7%	2,324	6,349
 Only institutional collaboration	33.7%	2,731	4,390
 Single authorship (no collaboration)	13.6%	1,105	1,617

Main subject areas:



Number of publications by subject area (2013-2017):

Subject Area	Publications ↓	Citations	Authors
Ural Federal University	8,104 ▲	23,856	4,068 ▲
➤ Physics and Astronomy	3,211 ▲	11,459	1,823 ▲
➤ Materials Science	2,566 ▲	8,316	1,618 ▲
➤ Engineering	1,658 ▲	3,657	1,468 ▲
➤ Chemistry	1,356 ▲	6,507	982 ▲
➤ Mathematics	1,050 ▲	2,590	621 ▲
➤ Computer Science	922 ▲	1,463	706 ▲
➤ Social Sciences	459 ▲	420	411 ▲
➤ Energy	414 ▲	921	495 ▲
➤ Chemical Engineering	375 ▲	1,574	455 ▲
➤ Earth and Planetary Sciences	358 ▲	1,334	343 ▲